



CANVAS

PARENT

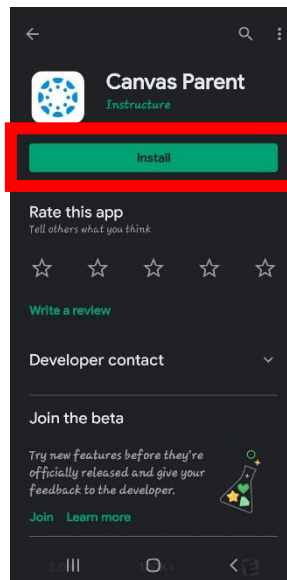
App for Android

Features

- View student work and grades
- Read announcements
- View the calendar
- See the course syllabus
- Access a list of assignments with due dates
- See online assignments, but not discussion posts
- Set up email or text notifications for announcements, assignments
- And more...

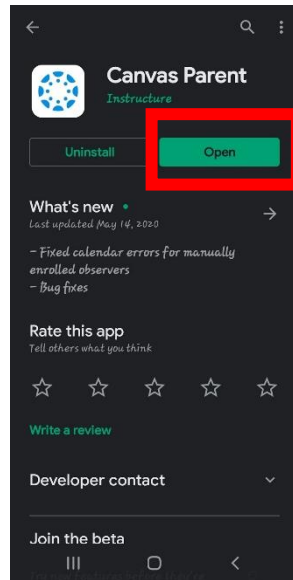
Install and Setup Instructions

1. Install **Canvas Parent** from Google Play Store

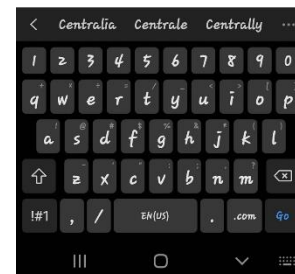


Click here

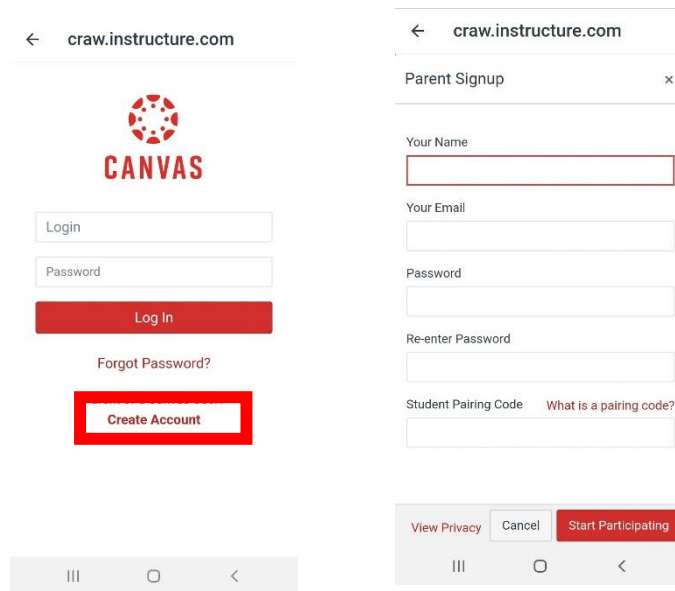
2. Open the App (either by clicking open after installation or by finding the app on your phone)



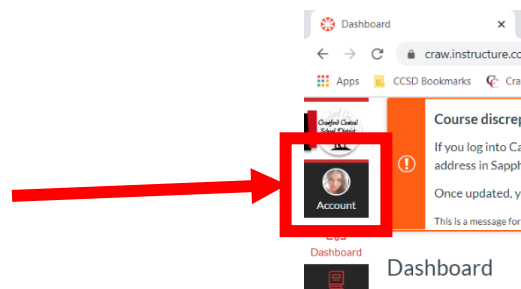
3. Click *Find My School* and enter “Crawford Central SD Parent”



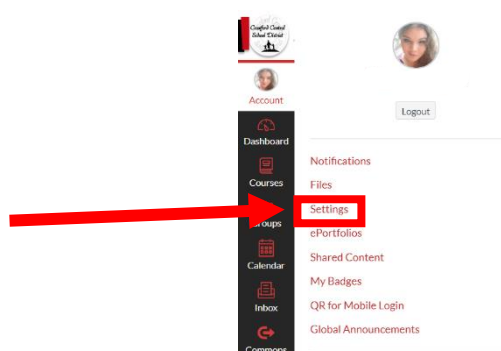
4. Click *Create Account* then Enter your name and e-mail address and create a password



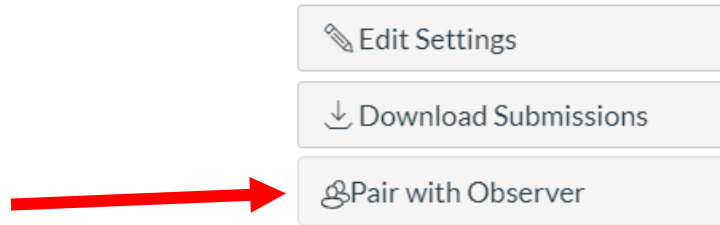
5. Have your student generate a pairing code:
- Have your student login to his/her Canvas account on another device
 - Click *Account* (top-left of the screen)



- Click *Settings*

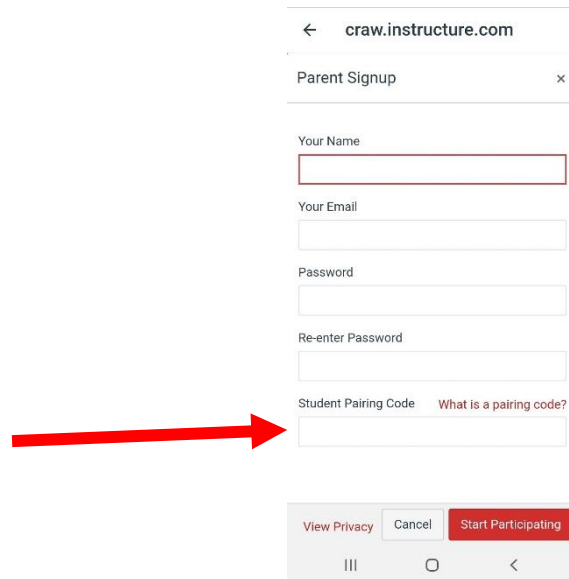


- Click *Pair with Observer* button (On the right side)



Parent Code: _____
(Must be used within 7 days)

9. Enter this Pairing Code in the app
(**Note:** Pairing codes are case sensitive)



10. Agree to the terms and start participating



For additional help using the app, open your camera on your phone, point your camera at this code, then click on the text box that pops up.

